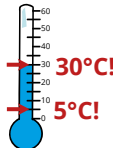
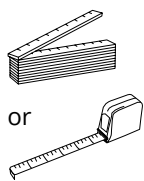

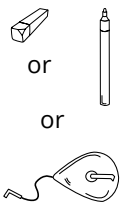

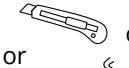
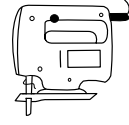

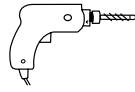




## KRAIBURG puzzle mat CALMA

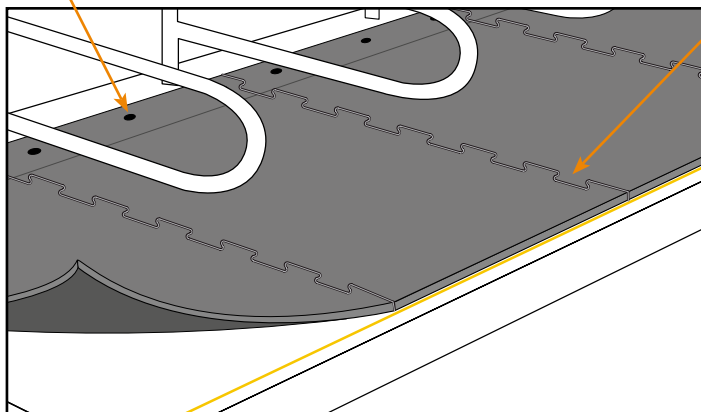
<p><b>Prerequisites:</b></p> <p><b>Concrete area:</b></p> <ul style="list-style-type: none"> <li>• No holes</li> <li>• No ridges</li> <li>• Min. 3% slope</li> </ul>		<p><b>Mats:</b></p> <p>Even temperature: min. 5°C to max. 30°C (store according to initial temperature)</p>		<p><b>Info:</b> For animal well-being, a certain amount of bedding is necessary to absorb moisture (e.g. soft milled straw or mineral material)!</p>
<p><b>You will need:</b></p> <p><b>Measuring:</b>  or </p> <p><b>Marking:</b>  or </p> <p><b>Cutting:</b>  or  or </p> <p><b>Drilling and installing:</b>  </p> <p><b>KRAIBURG fixings:</b>  Nail plugs <math>\varnothing</math> 10 x 80 mm - A2 with Washers <math>\varnothing</math> 30 mm - A2  (or fixings with at least the same strength and durability)</p>				

### 1 Install row of mats completely

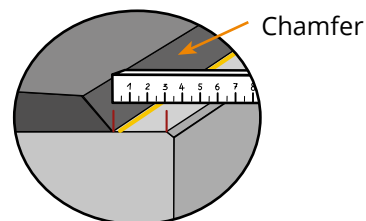
**Tip:** First, mark a 3 cm distance from the rear concrete edge along the whole length (e.g. using a chalk line)



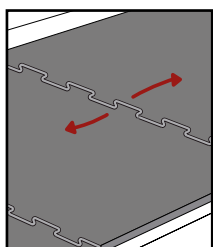
Fixing holes at the front edge



Puzzle interlock system does not depend on the divider arrangement



Rear concrete edge:  
Min. 3 cm distance!



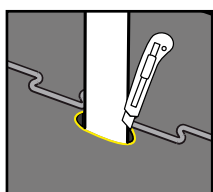
Loosely interconnect the mats, lift them slightly and pull them apart gently

**! Avoid creating tension!**

DO NOT PRESS!

DO NOT PULL ON ONE SIDE ONLY!

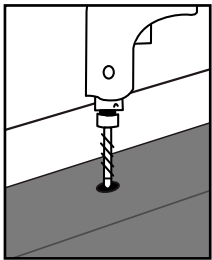
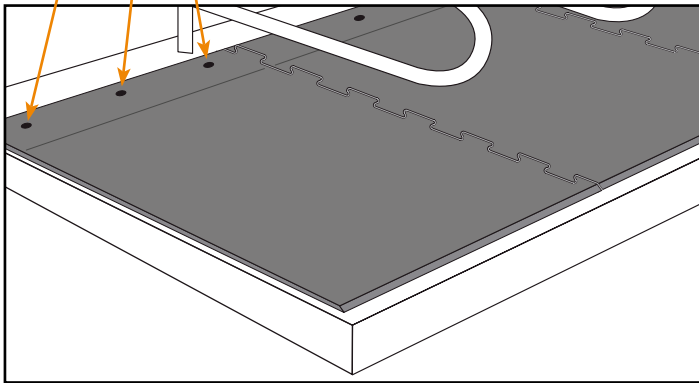
### Mushroom divider:



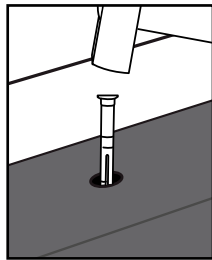
Cut mats to fit

## 2 Fix

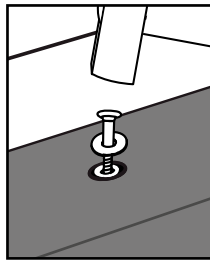
Fix at the front through the pre-fabricated holes



Drill



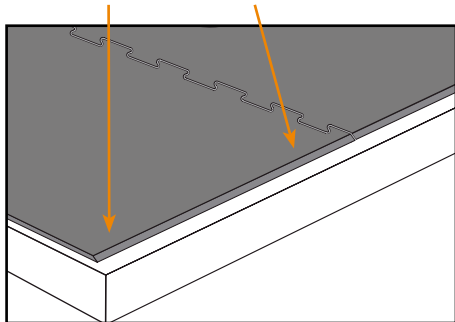
Knock the plastic  
plugs in flush



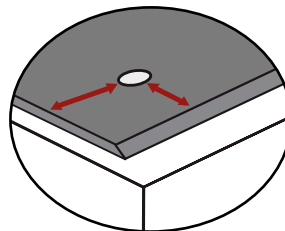
Knock in nails and washers until  
they are seated evenly and firmly  
and are slightly countersunk

### ***When used in a free stall for bulls:***

Additionally fix twice at the rear edge of the mat



Distance from  
the side edge:  
Approx. 8 cm



Distance from the rear:  
Approx. 5 cm